

# Bimetallic Lug Heavy Duty Series

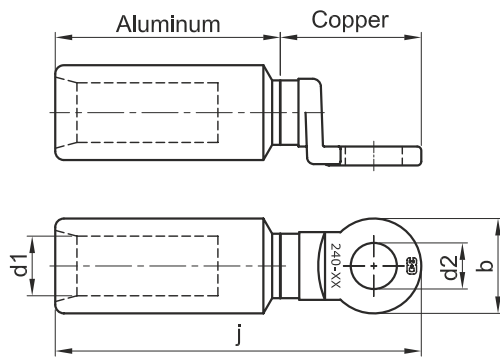
Our Bimetallic Lugs and connectors are made from the Highest Quality Electrolytic Grade Copper & Aluminum which are joined using a friction welding process. The barrels are chemically treated to reduce resistance & corrosion.

The most crucial process in the manufacturing of bimetallic lugs is friction welding and our in-house friction welding machine is CNC controlled and is second to none. The advantage of our machine is that the turning attachment first takes a light cut on the copper palm on the machine itself which minimizes atmospheric oxidation thus resulting in a very sound weld joint. Apart from this the entire machine is PLC Controlled and has servo -controlled motors, this results in strict parameter control again resulting in a sound weld joint.



**Material:** ETP Copper & Aluminum

**Finish:** Natural



3D Cat.No.	j	Ø d1	b
3D BL 6-XX	75	3.5	20
3D BL 10-XX	75	4.5	20
3D BL 16-XX	75	5.5	20
3D BL 25-XX	75	7.5	20
3D BL 35-XX	75	8.5	20
3D BL 50-XX	75	9.5	24
3D BL 70-XX	75	11.5	24
3D BL 95-XX	115	13.5	24
3D BL 120-XX	115	15.5	30
3D BL 150-XX	120 1	6.5	30
3D BL 185-XX	120	18.5	35
3D BL 240-XX	135	22	35
3D BL 300-XX	135	23.5	36
3D BL 400-XX-B	145	26	36
3D BL 400RT-XX	160	26.5	50
3D BL 500RT-XX	160	30	50
3D BL 500-XX*	160	30	50
3D BL 630-XX*	175	34	60

\*Rectangle Palm


Table 1

Nom. Bolt Size	Dia d2
M6	6.5
M8	8.5
M10	10.5
M12	13
M14	15
M16	17
M20	21

**Notes:-**

- Corrosion Inhibiting Grease on request
- Material - ETP Copper and Aluminum
- Finish - Natural
- In Cat.No. 'XX' denotes Stud Size
- If specified, hole to be punched in accordance with Table1. Part number to denote suffix of bolt size. Eg.3D BL 70-12
- The drawing is only a representation of the actual Product, and hence may not look exactly like the final Product
- All Dimensions indicated in the catalogue are nominal dimensions, Product produced may vary in size within the Stipulated Tolerance.
- \* symbol for Square type Palm

# Bimetallic Lug - Economic Series



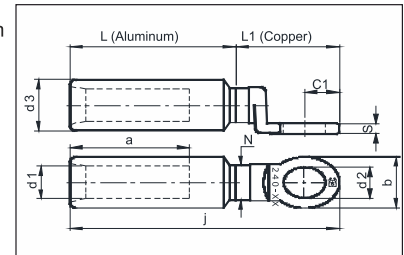
3D Cat. No.		j	Ø d1	b
		±4	±0.2	±1
3D BL	6-XX	75	3.5	20
3D BL	10-XX	75	4.5	20
3D BL	16-XX	75	5.5	20
3D BL	25-XX	75	7.5	20
3D BL	35-XX	75	8.5	20
3D BL	50-XX	75	9.5	24
3D BL	70-XX	75	11.5	24
3D BL	95-XX EC	95	13.5	24
3D BL	120-XX EC	106	15.5	24
3D BL	150-XX EC	107	16.5	24
3D BL	185-XX EC	114	18.5	30
3D BL	240-XX EC	119	22	30
3D BL	300-XX EC	123	23.5	35
3D BL	400-XX EC	145	26	36
3D BL	500-XX EC	141	30	36
3D BL	630-XX EC *	160	34	50 Sq

Our Bimetallic Lugs and connectors are made from the Highest Quality Electrolytic Grade Copper & Aluminum which are joined using a friction welding process. The barrels are chemically treated to reduce resistance & corrosion.

The most crucial process in the manufacturing of bimetallic lugs is friction welding and our in-house friction welding machine is CNC controlled and is second to none. The advantage of our machine is that the turning attachment first takes a light cut on the copper palm on the machine itself which minimizes atmospheric oxidation thus resulting in a very sound weld joint. Apart from this the entire machine is PLC Controlled and has servo -controlled motors, this results in strict parameter control again resulting in a sound weld joint.

**Material:** ETP Copper & Aluminum

**Finish:** Natural



Nom. Bolt Size	Dia d2 ±0.25
M6	6.5
M8	8.5
M10	10.5
M12	13
M16	17
M20	21

Notes:-

- Corrosion Inhibiting Grease on request
- Material - ETP Copper and Aluminum
- Finish - Natural
- In Cat.No. 'XX' denotes Stud Size If specified, hole to be punched in accordance with Table1. Part number to denote suffix of bolt size. Eg, 3D BL 70-12
- The drawing is only a representation of the actual Product, and hence may not look exactly like the final Product
- All Dimensions indicated in the catalogue are nominal dimensions, Product produced may vary in size within the Stipulated Tolerance.
- \* symbol for Square type Palm

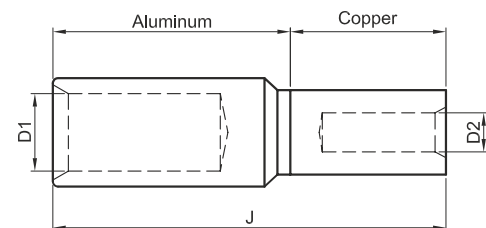
# Bimetallic Connectors

**Material:** ETP Copper & Aluminum

**Finish:** Natural



Conductor MM <sup>2</sup>	3DCAT NO.	Dimensions in mm		
		ØD1	ØD2	J
35-35	3DBF 35-35	8.5	8.5	70
50-35	3DBF 50-35	9.5	8.5	70
50-50	3DBF 50-50	9.5	9.5	70
70-50	3DBF 70-50	11.5	9.5	70
70-70	3DBF 70-70	11.5	11.5	70
95-70	3DBF 95-70	13.5	11.5	110
95-95	3DBF 95-95	13.5	13.5	110
120-95	3DBF 120-95	15.5	13.5	110
120-120	3DBF 120-120	15.5	15.5	110
150-120	3DBF 150-120	16.5	15.5	120
150-150	3DBF 150-150	16.5	16.5	120
185-150	3DBF 185-150	18.5	16.5	120
185-185	3DBF 185-185	18.5	18.5	120
240-185	3DBF 240-185	22	18.5	120
240-240	3DBF 240-240	22	21.5	120
300-240	3DBF 300-240	23.5	21.5	120
300-300	3DBF 300-300	23.5	23.5	120
400-300	3DBF 400-300	26.5	23.5	155
400-400	3DBF 400-400	26.5	26.5	155



Notes:-

- Material - ETP Copper and Aluminum
- Finish - Natural
- The drawing is only a representation of the actual Product, and hence may not look exactly like the final Product
- All Dimensions indicated in the catalogue are nominal dimensions, Product produced may vary in size within the Stipulated Tolerance.